
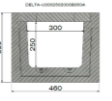
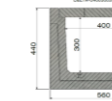
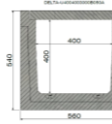
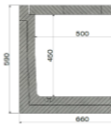
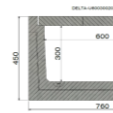
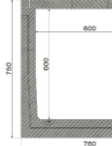
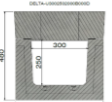
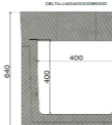
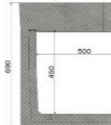
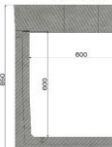

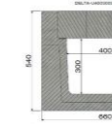

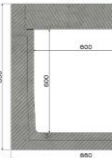

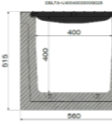
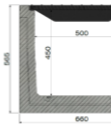
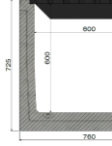

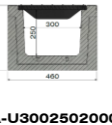
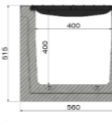




KLASSE	RAND	300-250	300-300 tot 300-700 (*)	400-300	400-400	400-500 tot 400-700 (*)	500-450	500-300 tot 500-700 (*)	600-300	600-600	600-400 tot 600-700 (*)
	B050	 DELTA-U300D1000IB050A-DR DELTA-U3002502000B050A DELTA-U300D1000SB150D-DR		 DELTA-U400D1000IB050A-DR DELTA-U4003003000B050A	 DELTA-U400D1000IB050A-DR DELTA-U4004003000B050A DELTA-U400D1000SB150D-DR		 DELTA-U500D1000IB050A-DR DELTA-U5004502000B050A DELTA-U500D1000SB150D-DR		 DELTA-U600D1000IB050A-DR DELTA-U6003002000B050A	 DELTA-U600D1000IB050A-DR DELTA-U6006002000B050A DELTA-U600D1000SB150D-DR	
	B000	 DELTA-U3002502000B000D DELTA-U300D1000SB150D-DR			 DELTA-U4004003000B000D DELTA-U400D1000SB150D-DR		 DELTA-U5004502000B000D DELTA-U500D1000SB150D-DR			 DELTA-U6006002000B000D DELTA-U600D1000SB150D-DR	
	B150			 DELTA-U400D1000IB150D-DR DELTA-U4003003000B150D					 DELTA-U600D1000IB150D-DR DELTA-U6003002000B150D	 DELTA-U600D1000IB150D-DR DELTA-U6006002000B150D	
	G025	 DELTA-U300D500IS025D-DR DELTA-U3002502000G025F DELTA-U300D500IS025F-DR			 DELTA-U400D500IS025D-DR DELTA-U4004003000G025F DELTA-U400D500IS025F-DR		 DELTA-U500D500IS025D-DR DELTA-U5004502000G025F DELTA-U500D500IS025F-DR			 DELTA-U600D500IS025D-DR DELTA-U6006002000G025F DELTA-U600D500IS025F-DR	
	G025	 DELTA-U3002502000G025F			 DELTA-U4004003000G025F		 DELTA-U5004502000G025F			 DELTA-U6006002000G025F	

(*) de mogelijke hoogte is een veelvoud van 100mm en bij 700mmH is B150 niet mogelijk

NIET MOGELIJK
OP AANVRAAG