
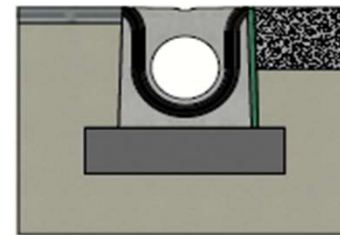


# DELTA-O slot channel DN200 - serie BB - Type I



EPDM pressure joint



Installation guidelines Type I  
(consult our detailed instructions)



Load class:	D400-E600-F900 of EN1433
Absorption surface cm <sup>2</sup> /m:	148
Slot type:	concrete
Edges:	concrete
Section cm <sup>2</sup> :	327
Concrete type:	C60/75
Environmental class:	XD3-XF4-XC4-XA3
Durability:	W+R
Length:	2000
Slope:	0
Gradient surface:	centric 1%
Connection type:	pressure joint
Lifting:	2 x lifting key
Installation guidelines:	specifications manufacturer
Standard:	in conformity with EN1450
Weight kg:	572





**Technical datasheet**

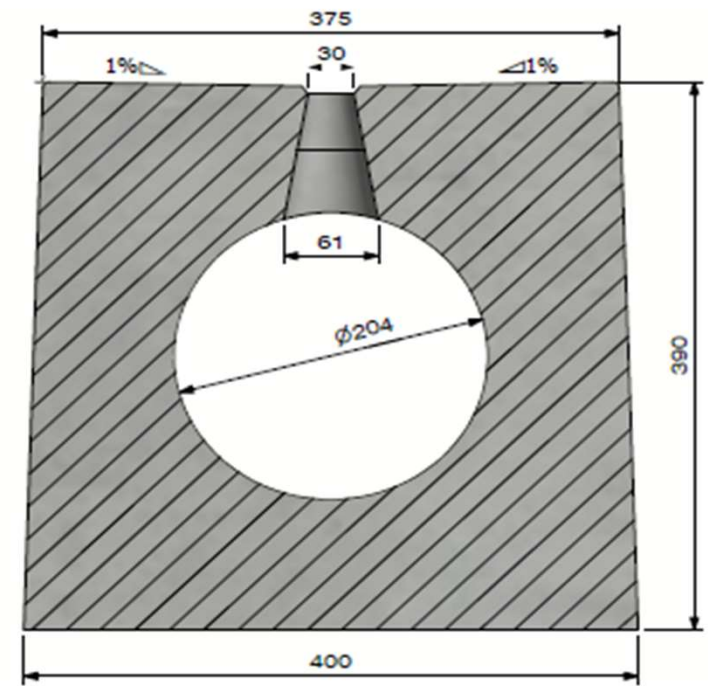
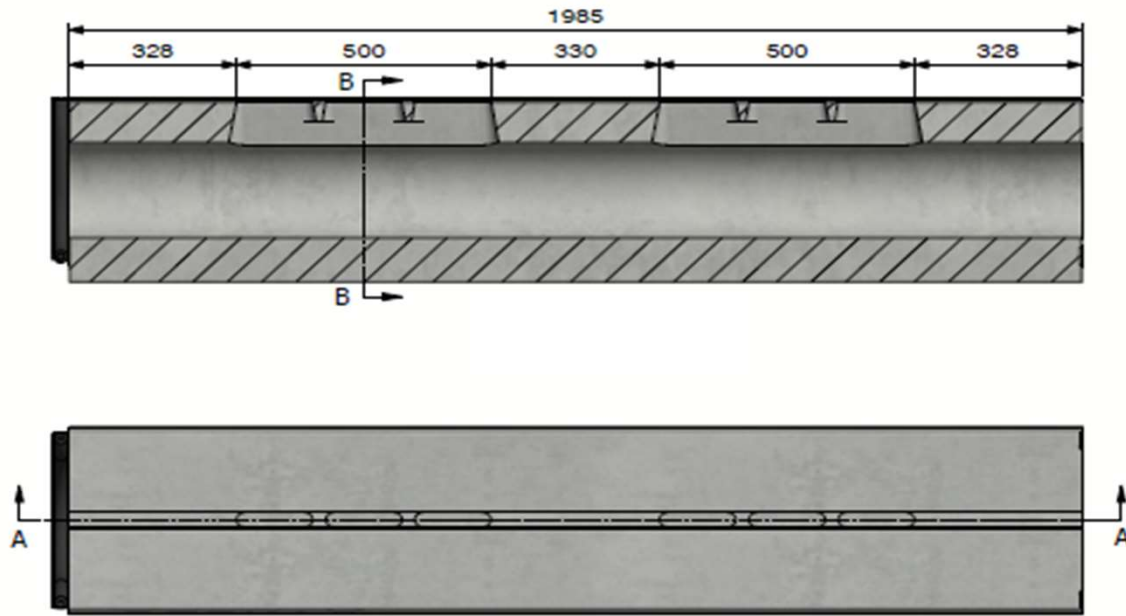
Art. n°:	DELTA-O2002000BB		
Rev.n°:	0	REV.Date:	05/04/2023



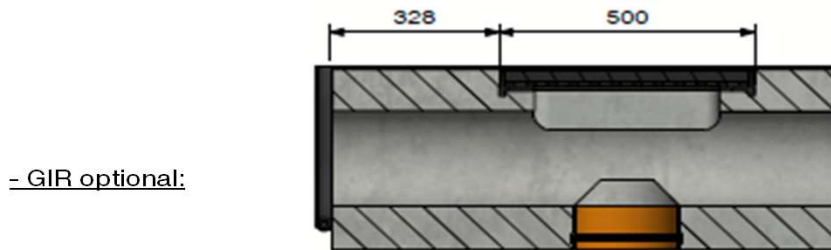




# DELTA-O slot channel DN200 - serie BB - Type I



View B



- Integrated inspection grating
- D400-E600
- Sealable
- Bottom drain optional



---



PUSHING CONCRETE FURTHER

---

**Technical datasheet**

Art. n°:	DELTA-O2002000BB		
Rev.n°:	0	REV.Date:	05/04/2023

---





