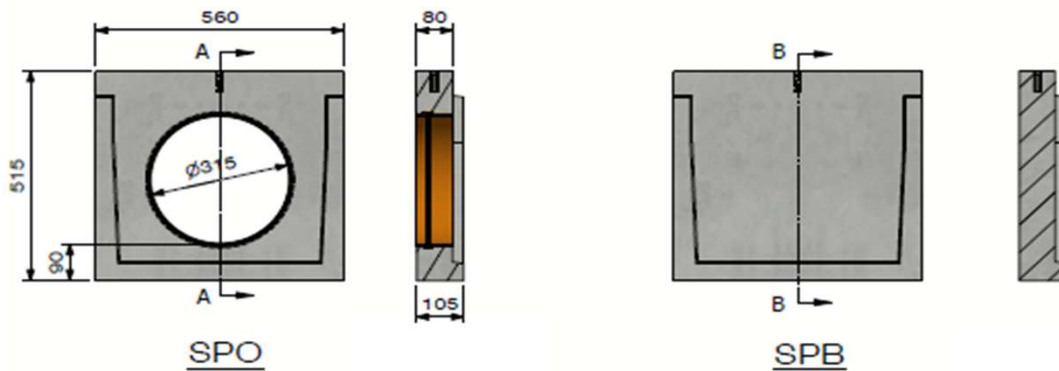




End plate DELTA-U 400-400-G025 GROOVE



Load class:	N/A
Absorption surface cm ² /m:	N/A
Slot type:	N/A
Edges:	concrete
Section cm ² :	N/A
Concrete type:	C60/75
Environmental class:	XD3-XF4-XC4-XA3
Durability:	W+R
Length:	100
Slope:	N/A
Gradient surface:	N/A
Connection type:	Tongue and groove
Lifting:	1 x M12 lifting insert
Installation guidelines:	specifications manufacturer
Standard:	N/A
Weight kg:	45





Technical datasheet

Art. n°:	DELTA-U400400G025SP-GROEF	
Rev.n°:	0	REV.Date: 05/04/2023

